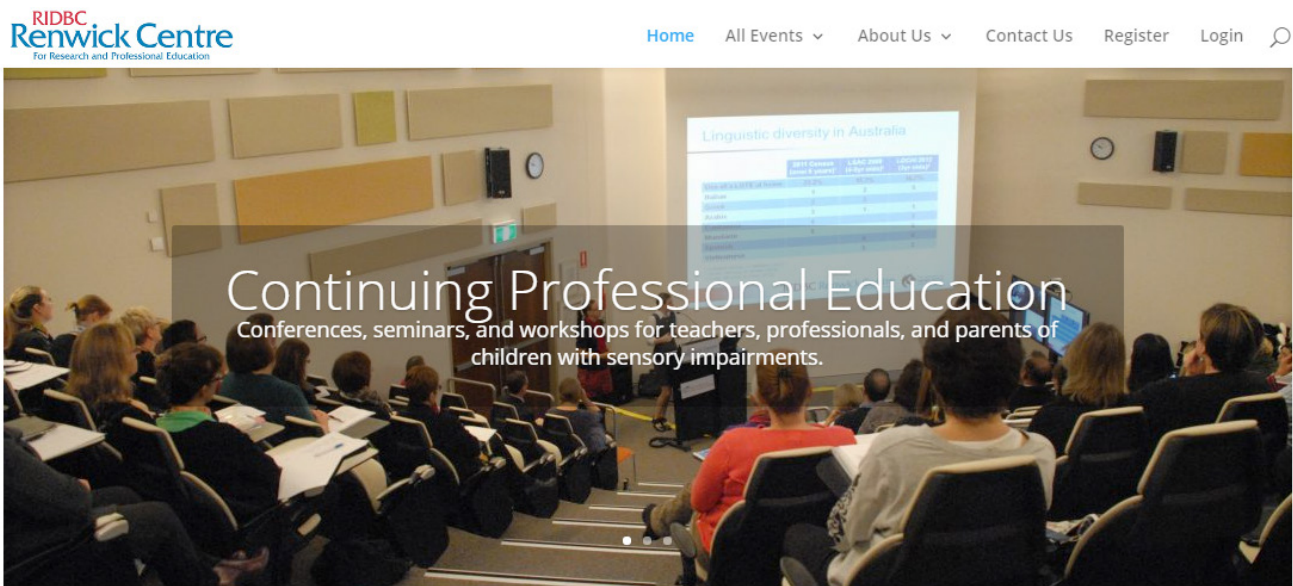


This helpful guide will assist you in registering for courses and webinars via the Short Courses website.

1. Go to the website: shortcourses.ridbc.org.au
2. On the Homepage, you will be the webpage on your screen below:



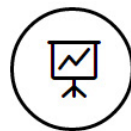
Face-to-Face

Come and see us face to face at RIDBC



Webinars

Webinars available for your viewing



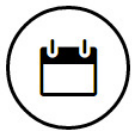
In your workplace

We come to you and conduct it in your school or work place



Remote Learning

Join us from a remote location and be part of our courses



Resources

Websites, articles, webinars, and more



Book Store

Your one stop shop for books available



Professional Experience for Students

Click here for access to the Practicum Assessment Tool



RIDBC Staff Portal

Click here for training, policies, and procedures

This homepage is where you will find all of our available courses, webinars, helpful resources, a book store, and other information offered within the Short Courses website. The buttons under the image within the website will take you to their respective items available. You can also access these buttons and more information using the Menu at the top of the page.

- If you have registered in one of our courses or webinars before, click on the “Login” option in the menu (as shown circled in red).
If you have not registered before, click on the “Register” option in the menu (as shown circled in blue.)

- If you selected “Login”, you will see the form below. Please enter your email and password, and click “Log In.”

Username or Email Address

My Password:

Remember Me

[Register](#) | [Lost your password?](#)

[← Back to CPE Short Courses](#)

5. If you selected “Register” you will see the form below. Please complete this form and click “Register”:



Email Address *

Password (please type it twice) *

Strength indicator

First Name *

Last Name *

Register

[← Back to CPE Short Courses](#)

Once you have logged in, you will be taken to your Dashboard. You will see a record of all previously registered courses and webinars.

6. To view all available courses and content, click on the “All Events” (as shown circled below.) Alternatively, you can click on the buttons on the Homepage.



7. You will see a list of available courses as shown on the image below. These courses are available via face to face or digital access format. Click on the course in which you wish to register for.



Face-to-Face

Courses and Conferences

These courses are open to everyone to attend; Parents, teachers, school executives, principals, allied health and medical professionals as well as students. These courses are held at RIDBC Renwick Centre, around Australia and in some international locations.

Many of these sessions are available through remote access from around the country and world. These sessions offer the research and practical skills as well as networking opportunities.

Month Year



NOV
22

Implementation of Multi-Modal, Individualised Communication Systems for individuals with autism and intellectual disability

This course is intended to provide participants with the competencies and skills required to assess, plan and implement an individualised approach to expressive communication for individuals with autism and an intellectual disability in their learning environment.



DEC
05

Where are They Now?


This session will give you an opportunity to hear from SCIC clients as they share insights into their cochlear implant and bone conduction device journeys.

COCHLEAR
IMPLANT PROGRAM
 An RIDBC service



Upcoming Events

Implementation of Multi-Modal, Individualised Communication Systems for individuals with autism and intellectual disability



November 22, 2017

9:00 am - 3:00 pm

Where are They Now?



COCHLEAR
IMPLANT PROGRAM

December 5, 2017 - December 6, 2017

6:00 pm - 9:00 pm

8. This course page will detail the synopsis, location, and accreditation information relevant to the course. To attend this course, select the “RIDBC Staff” option as shown below. It is important that you select this option, as the other ticket options require payment for purchase.


Click “Register Now” to confirm your ticket

Tickets

	Price	Qty
Full Registration show details +	\$425.00 (AUD)	<input type="radio"/>
Digital Access show details +	\$395.00 (AUD)	<input type="radio"/>
<u>RIDBC Staff</u> show details +	\$0.00 (AUD)	<input type="radio"/>

[Register Now](#)

Registrations can only be confirmed with payment by:



9. Complete the Registration Checkout (as shown below)

Registration Checkout

Steps

1 Login



2 Attendee Information



3 Payment Options

In order to process your registration, we ask you to provide the following information. Please note that all fields marked with an asterisk (*) are required.

Implementation of Multi-Modal, Individualised Communication Systems for individuals with autism and intellectual disability

Details

Name and Description	Qty	Price	Total
Remote: (For Implementation of Multi-Modal, Individualised Communication Systems for individuals with autism and intellectual disability)	1	\$250.00	\$250.00

Attendee 1

Personal Information

Participants First Name *

Participants Surname *

Participants Preferred Email (for sending course information) *

Note: Changes made in your Personal Information details will be synced with your user profile.

Contact Information

Preferred Phone Number (Business hours) *

10. Within the Registration Checkout, you will notice the Accreditation section (as shown below.) If you have a BOSTES / NESAS, AG Bell or Audiology Australia number, please enter it below for accreditation purposes. If you do not have any of these numbers, please leave this section blank.

Accreditation

All participants receive a certificate of attendance upon completion. RIDBC Renwick Centre CPE Courses are accredited through BOSTES at teachers towards maintaining Proficient Teacher accreditation in NSW. Some of our courses are accredited with AG Bell and Audiology Australia. Please refer to individual course information.

BOSTES Number

AG Bell Number

Audiology Australia Number

11. At the end of the Registration Checkout, you will find the Accessibility Requirements section: please tick the relevant boxes (as shown below). If you have no accessibility requirements, please select "Nil." Click "Proceed to Finalise Registration."

Accessibility Requirements

What are your accessibility needs? *

- Nil
- Print Access - Please note: all handouts and course information will be sent electronically. If you require braille or large print, please email: carla.silveira@ridbc.org.au
- Auslan Interpreter
- Live Captioning
- Mobility (wheelchair, walker, crutches, etc.)
- Guide Dog facilities
- Other, please email carla.silveira@ridbc.org.au

What are your Dietary Requirements? *

- Nil
- Vegetarian
- Gluten Free
- Dairy Free
- Other, please email carla.silveira@ridbc.org.au

Proceed to Finalize Registration

12. Success! You have now successfully registered for a course or webinar! You will see the window below, as well as receive a confirmation email to the address you included within the registration.

Thank You


Congratulations

Your registration has been successfully processed.
Check your email for your registration confirmation or click the button below to view / download / print a full description of your purchases and registration information.

[View Full Order Confirmation Receipt](#)

Registration Details

for: Implementation of Multi-Modal, Individualised Communication Systems for individuals with autism and intellectual disability

Registrant Name	REG Code	REG Status
 <small>edit info resend email</small>	1893-169-1-385a	★ Approved

[Click here to edit All Attendee Information](#)

You can view all of your courses and access course content in the [Dashboard](#).

[Go to your Dashboard](#)

If you require assistance regarding the guide above, or have any questions, please email: carla.silveira@ridbc.org.au